



## Your Guide to Standard Mold Sampling

It's safe to say there can be a lot of confusion around how mold investigations and sampling work together to give us a complete picture of a property's condition. We often get questions about how we determine which sample type to recommend, why we recommended a specific number of samples, and other questions about our sampling approach. The type of sample and number of samples recommended truly depend on the property and the conditions found during our assessment. If you have questions about the type of samples used or are wonder how and why specific recommendations are made, this guide and podcast episode is for you. **It's time to press play.**

### What Is Standard Sampling?

- Standard mold sampling is the traditional method for analyzing samples, where direct examination is utilized via a microscope by a qualified mycologist to visually identify the presence and differentiate between different mold types. One of the most common types of sampling in the industry is air sampling. **How and why is air sampling used?**
  - Air sampling is used to determine what types of mold spores are in the air and how much is present at that time.
  - This type of sample is collected using a specialized air pump that draws the air through a spore trap which collects particulates from the air.
  - Be aware. Air sampling isn't a tell-all for a property. Air samples are used in combination with the conditions found during a mold investigation, other sample types, and the laboratory results to help get the big picture.




### Clients Should Receive a Defined Sampling Strategy, Here's Why:

- Sampling, done correctly, should be based on what a consultant finds during an investigation. There is no preset number of samples.

### What Is Surface Sampling? When Is It Used?

- Surface sampling is most commonly used when we observe mold-like growth.
- The three most common collection methods are:
  - **Bulk Sampling:** A piece of material is extracted that may contain mold and is sent to the lab intact.
  - **Tape Lift Sampling:** A specialized tape is used to lift the suspected mold-like growth and is placed on a slide for laboratory analysis.
  - **Swab Sampling** uses a sanitary type of Q-Tip that is used to collect the suspected mold-like growth for analysis.



**THE SECRET LIFE OF MOLD PODCAST**



## THE SECRET LIFE OF MOLD MOLD INSPECTION RADIO

"Absolutely fantastic experience with Mold Inspection Sciences of Austin. My phone consultation was thorough and gave me absolute peace of mind about the process and what to expect. Our inspector was punctual, professional, and explained in detail all elements of his inspection, the process, and the next steps. Pricing was 100% transparent, no surprises, and affordable. This firm and team are professionals, they know mold and how to find it, and what to do about it. **HIGHLY recommend.**"



- BENJAMIN ALLEN, Google 5-Star Review

### What Is Cavity Sampling?

- Cavity sampling is taking an air sample from an enclosed space, usually inside a wall or ceiling.
- A small hole is created, and a tube is placed within the space to collect an air sample.

### When Is It Important to Use Dust Sampling?

- Dust sampling is used when we need to know if the surfaces or contents within a space are contaminated.
- Beneficial for use on upholstered items.
- It is frequently utilized in post-clearance inspections, especially for our CIRS protocols – for clients who are hypersensitive to environmental hazards.



### Why Is It Important to Collect an Outside Control Sample?

- Mold is a natural part of the outdoor environment, and it is normal for even a “clean” home to have some mold present. Mold spores are always present outside and to a lesser degree inside a home. An outside sample is how we determine what’s normal for any given day. It serves as our baseline for comparison.
- Without this baseline, you’re inspecting in the blind because outdoor conditions can fluctuate. It is the relative moldiness of indoor air that can best inform us of a home’s condition.

## DID YOU KNOW?

**The cleanest, most well-kept homes can have mold!**

Just because you don’t see it doesn’t mean it’s not there. It can grow inside the walls, under the floor, and in the ceiling.

Mold can cause chronic health issues, asthma, and allergies.



**Mold**  
Inspection Sciences  
Texas

Mold Inspection Sciences Texas, our goal is to meet your needs as swiftly as possible while working to discover what’s going on in your property. If you have questions or concerns about the testing or inspection process, please don’t hesitate to contact us. **We’re here to help protect you, those around you, and your investment in your property. Contact Us Today! 888.335.MOLD (6653) | CSR@MoldInspectionTexas.com**